

## HOW TO ASSEMBLE YOUR



### Adjustable Bath Stool

Item # 9006/9006-R

Capacity not to exceed 300 lb




No tools required  
Quick Assembly

Easy to follow  
step by step  
instructions

- 1** Remove all parts from box:  
Ensure all parts are included before assembling

- a. (1) Seat/Frame
- b. (4) Legs and extensions

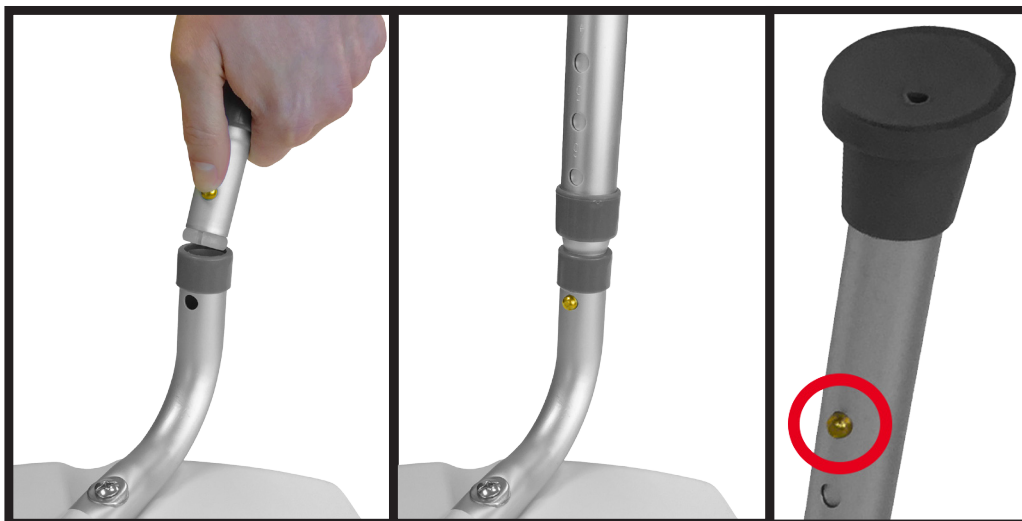


a.



b.

- 2** Place the seat face down on a level surface. Insert the legs into the seat frame. Depress the brass button at the top of the leg and push the leg into the seat frame until the brass button protrudes out of the hole. Ensure that the brass button “clicks” and locks into position. Use the push buttons and numbered holes on the leg to adjust the seat to a desired height. Ensure that each leg is set to the same height, stable, and all push buttons “click” and lock into position.



## HOW TO USE

Place the bath stool in the shower or bath tub. Before sitting, ensure that the bath stool is stable and not wobbly. Ensure that each leg is set to the same height, stable, and all push buttons are locked into position.

## WARRANTY INFORMATION

NOVA stands firm on our commitment to providing the highest quality products, as well as exceptional service. This product was built to precise standards and thoroughly inspected prior to shipment. This warranty represents our confidence in the materials and workmanship of our product.

NOVA extends this warranty only to the original purchaser of this product. The warranty does not extend to any subsequent purchaser or owner. The warranty is void upon any sale or transfer of ownership or use by other person. NOVA warrants its products are free from defects in material and workmanship under NORMAL use for the period commencing upon the date of purchase and continuing for the following specified period of time after that date:

Metal Frame - Limited Lifetime Warranty

Non-Metal/Metal parts - One Year Limited Warranty  
(rubber tips, plastic or metal hardware)

This warranty does not cover problems due to user negligence, misuse of the product, failure to adhere to product instructions, or normal wear and tear. Items that have been subject to negligent abuse, modified without prior written authorization are not covered within this warranty.

For warranty service, please contact the dealer from whom you purchased your NOVA product. In the event that you do not receive satisfactory service, please call us directly at the number on the bottom front of this sheet. Be prepared to indicate, the nature of the defect, the product serial number, and the name and location of where you purchased the product. You will also be required to provide a receipt of your purchase. Do not return any products to our office without prior consent.

Repair or replacement is the only remedy under this limited warranty. This warranty does not include any labor or shipping charges incurred in replacement part installation or repair of product.

**THIS WARRANTY IS EXCLUSIVE AND IN LIEU OF ALL OTHER EXPRESS WARRANTIES, IMPLIED WARRANTIES, IF ANY, INCLUDING THE IMPLIED WARRANTIES OF MERCHANTABILITY AND FITNESS FOR A PARTICULAR PURPOSE. NOVA SHALL NOT BE LIABLE FOR ANY SEQUENTIAL OR INCIDENTAL DAMAGES WHATSOEVER.**



Regular cleaning is recommended. Use a non-abrasive cleaner or detergent, rinse with warm water and dry completely. Abrasive cloths may damage the surface. Regularly inspect your item and its parts for any corrosion, breakage, compression or wear.

### IMPORTANT WARNING

**FOLLOW ALL DIRECTIONS CAREFULLY BEFORE USE. FAILURE TO DO SO MAY RESULT IN SERIOUS INJURY.**

- All legs must be adjusted to same height (number) so the bath stool sits level
- Make sure legs are secure (brass button locked completely through hole) before using
- Check before each use
- Use on a level surface
- Do not stand on bath stool

**CONTACT US!**  
**We're here to help**

 [info@novajoy.com](mailto:info@novajoy.com)  
 1 800 557 6682

CARE • QUALITY • INNOVATION



THE NOVA PROMISE

Connect with us!  
[novamedicalproducts.com](http://novamedicalproducts.com)  
facebook: [novamedicalprod](https://www.facebook.com/novamedicalprod)  
twitter: [novawalkerstalk](https://twitter.com/novawalkerstalk)  
YouTube: [NOVA Medical Products](https://www.youtube.com/channel/UC...)